



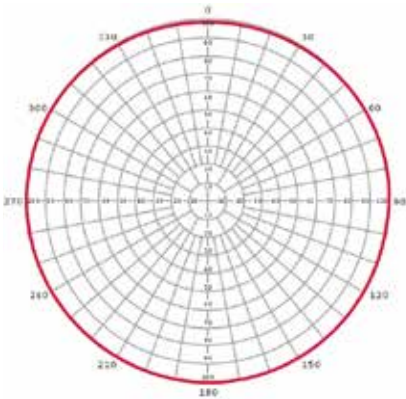
TFU-DSB

Dielectric’s DSB series antenna is an economical, mid- to high-power DTV array offering numerous standard elevation and azimuth pattern combinations.

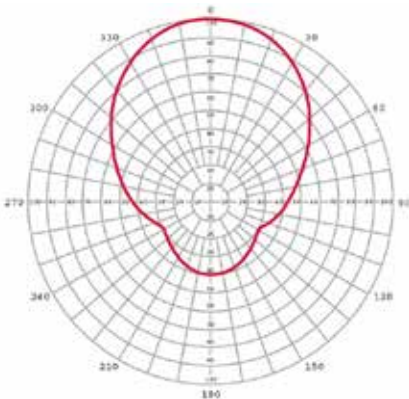
- Available in single- and dual-channel configurations
- VSWR: <1.10:1.0 across 6 MHz channel
- Beam Tilt: 1.0 degree standard, custom available
- Input: 3 1/8" EIA standard input

Specifications

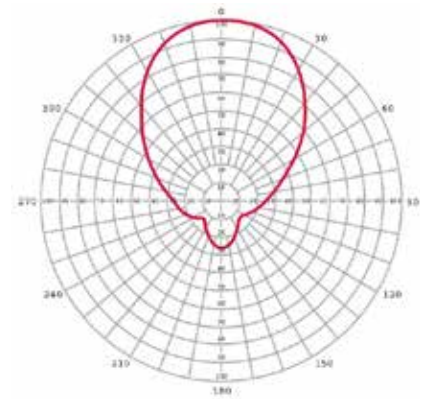
Antenna	Maximum Input Power Rating* DTV (Average) Ch. 14-69
TFU-8DSB	8 kW
TFU-12DSB	12 kW
TFU-16DSB	10.5 kW



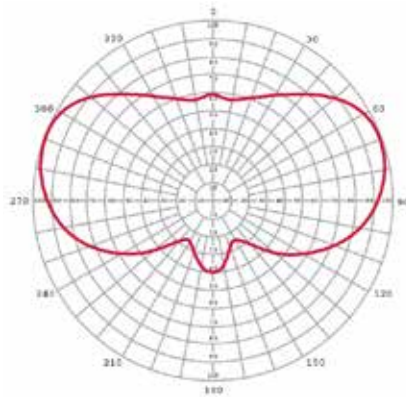
DSB-A



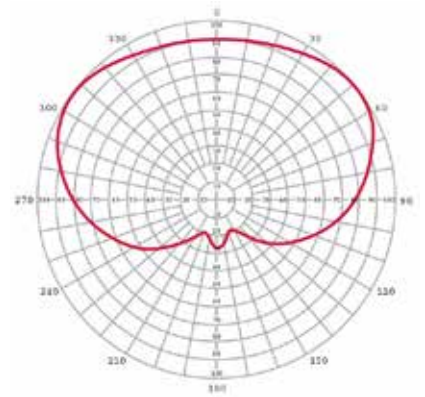
DSB-D DIRECTIVITY = 2.9



DSB-E DIRECTIVITY = 3.9



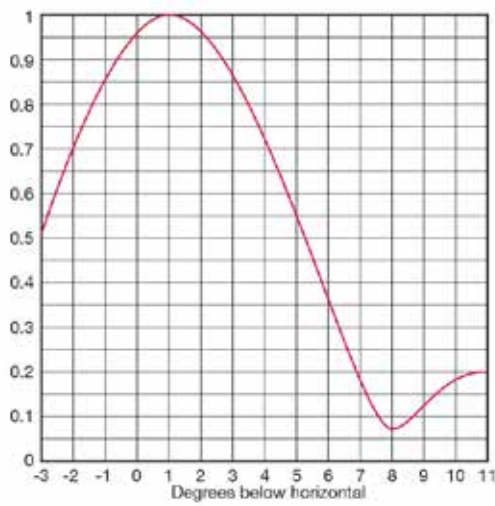
DSB-J DIRECTIVITY = 2.0



DSB-M DIRECTIVITY = 1.9

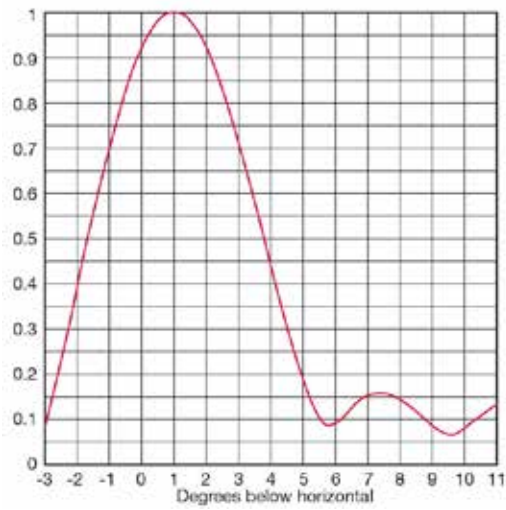
Can vary depending on null fill requirements.

TFU-8DSB



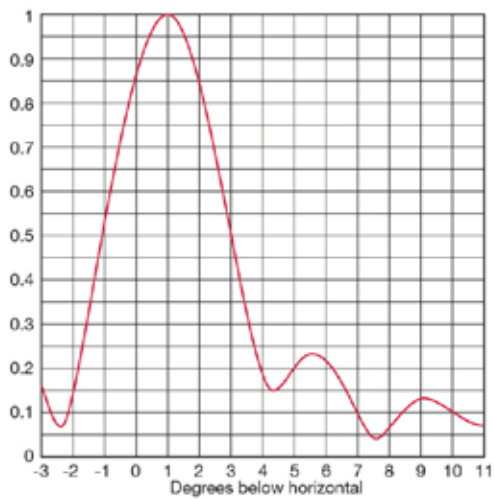
RMS GAIN **8.0 (9.03 dB)**

TFU-12DSB



RMS GAIN **12.0 (10.79 dB)**

TFU-16DSB



RMS GAIN **16.0 (12.04 dB)**

Gain figures are for single channel operations. Contact factory for gain figures for dual channel operations.